

# PAR-20

## Features:

LED equivalent replacement for halogen bulbs. Used for all retail, commercial, and industrial applications.

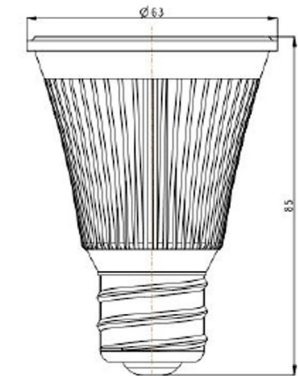
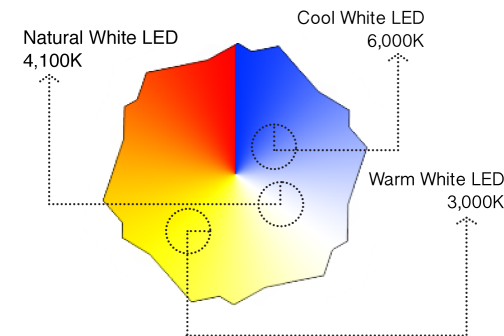
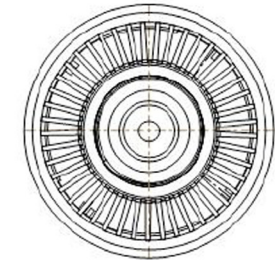
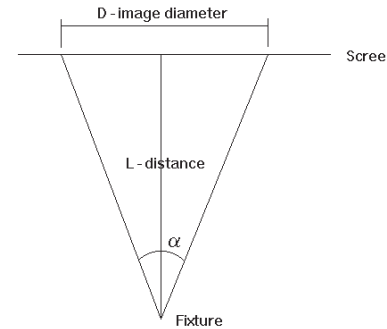
Available in Multiple Colors

Variety of Beam Angles

Dimmable



24/7 Commercial Warranty



## Electrical Optical Characteristics

Model	Beam Angles	Lumens	Watts	Volts	Chip	Color
EFL-Par20-3x3	30-45-60°	Cree X-PE: ww: 270lm · cw:310lm	6	110-277	Cree	ww-3000k · nw-4100k · cw6000k
EFL-Par20-3x3	15-25-40°	Edison: ww: 245lm · cw: 295lm	6	110-277	Edison	ww-3000k · nw-4100k · cw6000k
EFL-Par20-ED-4x1	15-25-40°	Edison: ww: 245lm · cw: 320lm	5	110-277	Edison	ww-3000k · nw-4100k · cw6000k